

# Alfa Laval Tri-Clamp Fittings

1.1

Tri-Clover Sanitary  
Finish: OD/ID Ra 0.8

Material Item No.	Material Item No.	Size		Dimension				
		DN/OD		A		B		
304	316L	Inch	mm	Inch	mm	Inch	mm	B2CMP - #7 (3A)
9634-002915	9634-002936	1	25.4	2.00	50.8			
9634-002916	9634-002937	1½	38.1	2.75	69.9			
9634-002917	9634-002938	2	50.8	3.50	88.9			
9634-002918	9634-002939	2½	63.5	4.25	108.0			
9634-002919	9634-002940	3	76.2	5.00	127.0			
9634-002920 Not available	9634-002941 9634-050009	4 6	101.6 152.4	6.63 10.50	168.3 266.7			
<b>2FMP-14 Plain Bevel Seat 90° Elbow - #7 (3A)</b>								
213071		1	25.4	2.00	50.8	2.19	55.6	
210079		1½	38.1	2.75	69.9	2.97	75.4	
210080		2	50.8	3.5	88.9	3.72	94.5	
210081		2½	63.5	4.25	108.0	4.59	116.7	
213081		3	76.2	5.0	127.0	5.41	137.3	
212001		4	101.6	6.63	168.3	7.22	183.4	
<b>2FMP-15 Threaded Bevel Seat 90° Elbow - #7 (3A)</b>								
213077		1	25.4	2.00	50.8	2.19	55.6	
210103		1½	38.1	2.75	69.9	2.97	75.4	
210083		2	50.8	3.50	88.9	3.72	94.5	
210084		2½	63.5	4.25	108.0	4.59	116.7	
210102		3	76.2	5.00	127.0	5.41	137.3	
211533		4	101.6	6.63	168.3	7.22	183.4	
<b>2CMP-31MP - #7 (3A)</b>								
211088		2 x 1	50.8 x 25.4	2.00	50.8	2.00	50.8	
210007		2 x 1½	50.8 x 38.1	2.75	69.9	2.75	69.9	
210008		2½ x 2	63.5 x 50.8	3.50	88.9	3.50	88.9	
210033		3 x 2	76.2 x 50.8	3.50	88.9	3.50	88.9	
210058		3 x 2½	76.2 x 63.5	4.25	108.0	4.25	108.0	
210061		4 x 3	101.6 x 76.2	5.00	127.0	5.13	130.2	
<b>B2KMP - #7 (3A)</b>								
Contact AL	Contact AL	½	12.7	1.00	25.4			
Contact AL	Contact AL	¾	19.0	1.00	25.4			
9634-003115	9634-003136	1	25.4	1.13	28.6			
9634-003116	9634-003137	1½	38.1	1.44	36.5			
9634-003117	9634-003138	2	50.8	1.75	44.5			
9634-003118	9634-003139	2½	63.5	2.06	52.4			
9634-003119	9634-003140	3	76.2	2.38	60.3			
9634-003120	9634-003141	4	101.6	3.13	79.4			
Not available	9634-003142	6	152.4	5.25	133.4			

Note: 3A approved for finish #7

Tri-Clover Sanitary  
Finish: OD/ID Ra 0.8

Material Item No.	Material Item No.	Size DN/OD		Dimension A		B7MP - #7 (3A)
		Inch	mm	Inch	mm	
9634-003315	9634-003336	1	25.4	2.63	66.7	
9634-003316	9634-003337	1½	38.1	2.88	73.0	
9634-003317	9634-003338	2	50.8	3.38	85.7	
9634-003318	9634-003339	2½	63.5	3.63	92.1	
9634-003319	9634-003340	3	76.2	3.88	98.4	
9634-003320	9634-003341	4	101.6	7.13	181.0	
Not available	9634-003342	6	152.4	7.13	181.0	

Note: 3A approved for finish #7

Tri-Clover Sanitary  
Finish: OD/ID Ra 0.8

Material Item No.	Material Item No.	Size DN/OD		Dimension				
				A		B		
304	316L	Inch	mm	Inch	mm	Inch	mm	B7RMP - #7 (3A)
9634-003834	9634-003882	2 x 1	50.8 x 25.4	3.38	85.7	3.13	79.4	
9634-003835	9634-003883	2 x 1½	50.8 x 38.1	3.38	85.7	3.13	79.4	
9634-003838	9634-003886	2½ x 2	63.5 x 50.8	3.63	92.1	3.38	85.7	
9634-003841	9634-003889	3 x 2	76.2 x 50.8	3.88	98.4	3.88	98.4	
9634-003842	9634-003890	3 x 2½	76.2 x 63.5	3.88	98.4	3.88	98.4	
9634-003843	9634-003891	4 x 1	101.6 x 25.4	4.75	120.7	4.13	104.8	
9634-003844	9634-003892	4 x 1½	101.6 x 38.1	4.75	120.7	4.13	104.8	
9634-003845	9634-003893	4 x 2	101.6 x 50.8	4.75	120.7	4.38	111.1	
9634-003846	9634-003894	4 x 2½	101.6 x 63.5	4.75	120.7	4.38	111.1	
9634-003847	9634-003895	4 x 3	101.6 x 76.2	4.75	120.7	4.38	111.1	
<b>B7RMPS Short Outlet Reducing Tee - #7 (3A)</b>								
	9634050034	6 x ½	152.4 x 12.7	7.13	181.0	3.75	95.3	
	9634050037	6 x ¾	152.4 x 19.0	7.13	181.0	3.75	95.3	
	9634050040	6 x 1	152.4 x 25.4	7.13	181.0	3.75	95.3	
	9634050043	6 x 1½	152.4 x 38.1	7.13	181.0	3.75	95.3	
	9634050046	6 x 2	152.4 x 50.8	7.13	181.0	3.75	95.3	
	9634050049	6 x 2½	152.4 x 63.5	7.13	181.0	3.75	95.3	
	9634050052	6 x 3	152.4 x 76.2	7.13	181.0	3.75	95.3	
	9634050055	6 x 4	152.4 x 101.6	7.13	181.0	3.75	95.3	

Note: 3A approved for finish #7

Tri-Clover Sanitary  
Finish: OD/ID Ra 0.8

Material Item No.	Material Item No.	Size DN/OD		Dimension A		B9MP - #7 (3A)
		Inch	mm	Inch	mm	
9634-003515	9634-003536	1	25.4	2.63	66.7	
9634-003516	9634-003537	1½	38.1	2.88	73.0	
9634-003517	9634-003538	2	50.8	3.38	85.7	
9634-003518	9634-003539	2½	63.5	3.63	92.1	
9634-003519	9634-003540	3	76.2	3.88	98.4	
9634-003520	9634-003541	4	101.6	4.75	120.7	

Note: 3A approved for finish #7

Tri-Clover Sanitary  
Finish: OD/ID Ra 0.8

Material Item No.	Material Item No.	Size		Dimension						
		DN/OD		A		B		C		
304	316L	Inch	mm	Inch	mm	Inch	mm	Inch	mm	
										<b>L14AM - #7 (3A)</b>
240606	240644	1	25.4	1.13	28.6					
241605	240028	1½	38.1	1.13	28.6					
242605	240027	2	50.8	1.13	28.6					
243605	246226	2½	63.5	1.13	28.6					
244606	246124	3	76.2	1.13	28.6					
245596	246200	4	101.6	1.13	28.6					
										<b>14WMPS - #7 (3A)</b>
Not available	610205	½	12.7	0.50	12.7					
Not available	610238	¾	19.0	0.50	12.7					
610854	610365	1	25.4	0.50	12.7					
610855	610367	1½	38.1	0.50	12.7					
610856	610368	2	50.8	0.50	12.7					
610857	610369	2½	63.5	0.50	12.7					
610858	610370	3	76.2	0.50	12.7					
610859	610373	4	101.6	0.63	15.9					
88123417	88214659	6	152.4	0.75	19.0					
660016	9634-049938	6	152.4	1.50	38.1					
										<b>14WMO - #1</b>
Contact AL	Contact AL	6	152.4	1.50	38.1					
664634	660025	8	203.2	1.50	38.1					
664638	660026	10	254.0	1.75	38.1					
664642	660027	12	304.8	1.75	44.5					
										<b>14WLMP - #7 (3A)</b>
210908	210348	1	25.4	3.00	76.2					
210491	210374	1½	38.1	3.00	76.2					
212101	210375	2	50.8	3.00	76.2					
212108	210376	2½	63.5	3.00	76.2					
211209	210377	3	76.2	4.00	101.6					
210492	210378	4	101.6	4.00	101.6					

Note: 3A approved for finish #7

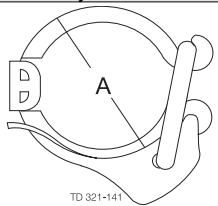
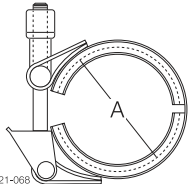
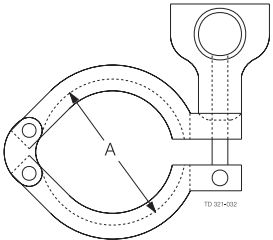
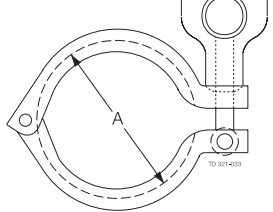
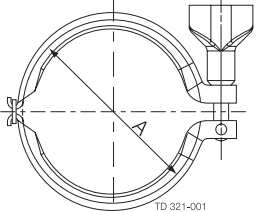
<sup>1</sup> = 3A approved for modifying or repairing existing on-site farm milk handling equipment.

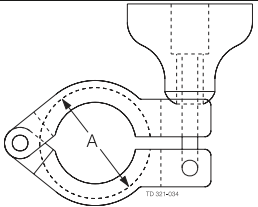
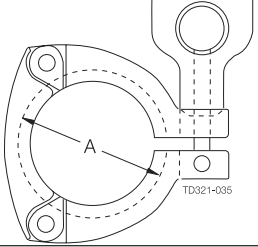
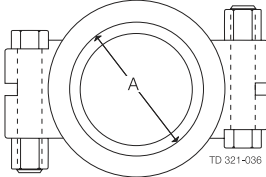
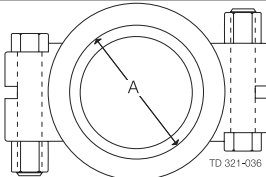
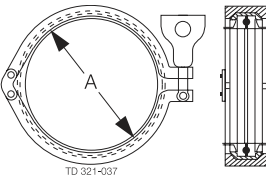
Tri-Clover Sanitary  
Finish: OD/ID Ra 0.8





Material Item No.	Material Item No.	Size		Dimension						
		DN/OD		A	B	C				
<b>14WLMO - #7 (3A)</b>										
261218	260235	6	152.4	6.00	152.4					
Not Available	Not Available	8	203.2	6.00	152.4					
Not Available	Not Available	10	254.0	6.00	152.4					
Not Available	Not Available	12	304.8	6.00	152.4					
<b>14WLMO - #1</b>										
Contact AL	Contact AL	6	152.4	6.00	152.4					
260494	260223	8	203.2	6.00	152.4					
260518	260296	10	254.0	6.00	152.4					
260519	263495	12	304.8	6.00	152.4					
<b>14RMP - #7 (3A)<sup>1</sup></b>										
210447	213447	1	25.4	0.75	19.1	1.00	25.4			
210449	213449	1½	38.1	1.13	28.6	1.50	38.1			
210450	213450	2	50.8	1.31	33.3	2.00	50.8			
210451	213451	2½	63.5	1.38	34.9	2.50	63.5			
210452	213452	3	76.2	1.44	36.5	3.00	76.2			
210454	213454	4	101.6	1.50	38.1	4.00	101.6			
<b>14MPW - #7 (3A)</b>										
210519	210525	1	25.4	1.63	41.3	0.88	22.2	1.16	29.4	
210465	210526	1½	38.1	1.63	41.3	1.38	34.9	1.67	42.5	
210466	210527	2	50.8	1.75	44.5	1.88	47.6	2.19	55.6	
210467	210528	2½	63.5	1.75	44.5	2.38	60.3	2.70	68.7	
210468	210529	3	76.2	1.81	46.0	2.88	73.0	3.22	81.8	
210469	210530	4	101.6	2.13	54.0	3.83	97.2	4.25	108.0	

Note: 3A approved for finish #7

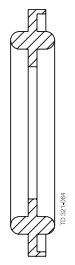
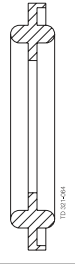
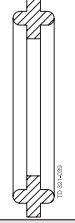
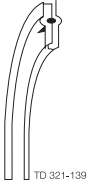
<sup>1</sup> = 3A approved for modifying or repairing existing on-site farm milk handling equipment.

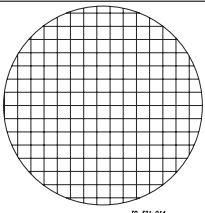

Material Item No.	Size DN/OD		Dimension A		13MHLA Light Duty Adjustable Tri-Clamp
	Inch	mm	Inch	mm	
211773	1½	38.1	2.14	54.4	 <p>TD 321-141</p>
211774	2	50.8	2.61	66.3	
211775	2½	63.5	3.14	79.8	
211776	3	76.2	3.67	93.3	
211777	4	101.6	4.78	121.4	
<b>A13MO Light Duty Tri-Clamp with T-Bolt</b>					
260408	1½	38.1	2.08	52.8	 <p>TD 321-068</p>
260409	2	50.8	2.61	66.3	
260411	2½	63.5	3.14	79.8	
260412	3	76.2	3.67	93.3	
260410	4	101.6	4.78	121.4	
261203	6	152.4	6.69	169.9	
261190	8	203.2	8.69	220.7	
261191	10	254.0	10.69	271.5	
261192	12	304.8	12.69	322.3	
<b>13MHMM</b>					
212195	1½	38.1	2.13	54.0	 <p>TD 301-032</p>
212196	2	50.8	2.66	67.5	
212197	2½	63.5	3.19	81.0	
212198	3	76.2	3.72	94.5	
212199	4	101.6	4.83	122.6	
210129	6	152.4	6.69	169.9	
Contact AL	8	203.2	8.69	220.7	
<b>A13MHM</b>					
211053	1½	38.1	2.13	54.0	 <p>TD 301-033</p>
211054	2	50.8	2.64	67.1	
211055	2½	63.5	3.19	81.0	
211056	3	76.2	3.72	94.5	
211057	4	101.6	4.83	122.2	
211058	6	152.4	6.69	169.9	
<b>13MW</b>					
9612-0119-02	1½	38.1	2.06	52.3	 <p>TD 321-001</p>
9612-0119-03	2	50.8	2.56	65.0	
9612-0119-04	2½	63.5	3.12	79.2	
9612-0119-05	3	76.2	3.66	93.0	
9612-0119-06	4	101.6	4.75	120.7	

Material Item No.	Size DN/OD		Dimension A		13MHHS - Fractional Tri-Clamp with Wing Nut
	Inch	mm	Inch	mm	
211290	¾	12.7 - 19.0	1.13	28.6	
<b>13MHHS - 3-segment heavy duty Tri-Clamp with Wing Nut</b>					
211283	1½	38.1	2.13	54.0	
211284	2	50.8	2.66	67.5	
211286	2½	63.5	3.19	81.0	
211287	3	76.2	3.72	94.5	
211289	4	101.6	4.83	122.6	
<b>A13MHP</b>					
210180	1½	38.1	2.05	52.0	
210040	2	50.8	2.58	65.5	
210213	2½	63.5	3.11	79.0	
210248	3	76.2	3.64	92.5	
210042	4	101.6	4.73	120.3	
9634-048982	6	152.4	6.63	168.4	
<b>13MHP</b>					
211278	1½	38.1	2.05	52.0	
211279	2	50.8	2.58	65.5	
211280	2½	63.5	3.11	79.0	
211281	3	76.2	3.64	92.5	
211617	4	101.6	4.73	120.3	
260234	6	152.4	6.63	168.4	
<b>A12MPS - Swivel joint</b>					
210135	1½	38.1	1.98	50.4	
210136	2	50.8	2.52	63.9	
210137	2½	63.5	3.05	77.4	
210138	3	76.2	3.58	90.9	
210140	4	101.6	4.69	119.1	

Material Item No.	Material Item No.	Material Item No.	Material Item No.	Size	
<b>42MP-E</b>	<b>42MP-G</b>	<b>42MP-U</b>	<b>42MP-SFY</b>	<b>Inch</b>	<b>42MP</b>
290273 290265	290270 290271	290272 290264	290274 290266	1/2 3/4	
<b>42MP-X</b>				<b>Inch</b>	
290090 290099				1/2 3/4	
<b>40MP-E</b>	<b>40MP-N</b>	<b>40MP-U</b>	<b>40MP-SFY</b>	<b>Inch</b>	
290141 290044 290043 290048 290036 290018	Contact AL Contact AL Contact AL Contact AL Contact AL Contact AL	298451 298452 298453 298454 298455 298456	290009 290022 290030 290040 290049 290053	1 1 1/2 2 2 1/2 3 4	
<b>40MO-E</b>	<b>40MO-N</b>	<b>40MO-U</b>	<b>40MO-SFY</b>		
Not available 290234	Not available Not available	Contact AL 290112	Contact AL 290220	5 6	
<b>40MP-G</b>	<b>40MP-X</b>	<b>40MP-UW</b>	<b>40MP-SFYW</b>	<b>Inch</b>	<b>40MP/40MO</b>
298224 298227 298228 298223 298225 298226	298512 298507 298508 298509 298510 298511	298501 298495 298496 298499 298497 298498	Contact AL Contact AL Contact AL Contact AL Contact AL Contact AL	1 1 1/2 2 2 1/2 3 4	
<b>40MO-G</b>	<b>40MO-X</b>	<b>40MO-UW</b>	<b>40MO-SFYW</b>		
Not available 298235 Contact AL Contact AL Contact AL	Not available Not available Not available Not available Not available	Not available 290195 Not available Not available Not available	Not available Not available Not available Not available Not available	5 6 8 10 12	

Code Letter	Material	Code Letter	Material
			<b>Material Descriptions</b>
E	EPDM	SFYW	White Steam Resistant Fluoroelastomer
G	PTFE	X	Silicone (Q)
N	Polyethylene	UW	White Buna N
SFY	Steam Resistant Fluoroelastomer	U	Buna N

Material Item No.	Material Item No.	Material Item No.	Size	
<b>40MPF-E</b>	<b>40MPF-U</b>	<b>40MPF-SFY</b>	<b>Inch</b>	<b>40MPF/40MOF</b>
290031	298346	290097	1	
290038	298347	290115	1½	
290017	298376	290117	2	
290035	298348	290118	2½	
290138	298375	290119	3	
290025	298349	290172	4	
<b>40MOF-E</b>	<b>40MOF-U</b>	<b>40MOF-SFY</b>		
290131	298220	290182	6	
Contact AL	Contact AL	Contact AL	8	
Contact AL	Contact AL	Contact AL	10	
Contact AL	Contact AL	Contact AL	12	
<b>40MPF-X</b>	<b>40MPF-UW</b>			<b>40MPF/40MOF</b>
298411	298308		1	
298412	298431		1½	
298413	298417		2	
298414	290069		2½	
298415	298432		3	
298416	298433		4	
<b>40MOF-X</b>	<b>40MOF-UW</b>			
298605	290236		6	
Contact AL	Contact AL		8	
Contact AL	Contact AL		10	
Contact AL	Not available		12	
<b>40MHP-E</b>	<b>40MHP-SFY</b>			<b>40MHP</b>
290029	290028		1	
<b>A40MP-GR</b>	<b>A40M0-GR</b>			<b>A40MP/A40MO. PTFE Envelope Gasket with SFY</b>
290072			1	
290073			1½	
290074			2	
290075			2½	
290076			3	
290077			4	
	290085		6	

Material Item No.	Material Item No.	Material Item No.	Size DN/OD		
			Inch	mm	
<b>40MPS-U</b>					<b>40MPS, 10 - Mesh Screen Gasket*</b>
298488 298434 298436 290034 298438			1½ 2 2½ 3 4	38.1 50.8 63.5 76.2 101.6	
<b>A80MP-E</b>	<b>A80MP-SFY</b>	<b>A80MP-U</b>	<b>Inch</b>	<b>mm</b>	<b>A80MP, Orifice Plate - 316L</b>
290248 290255 290314 290275	290207 290001 290002 290180	290216 290221 290222 290223	1½ 2 2½ 3	38.1 50.8 63.5 76.2	

**Material Descriptions**

Code Letter	Material	Code Letter	Material
E	EPDM	SFY	Steam Resistant Fluoroelastomer
GR	PTFE with Fluoroelastomer Insert	U	Buna N

\* Wire diameter = 0.025 inch (0.64 mm)

Holes = 0.075 inch (1.9 mm) square

Open area = 56.3%

Tri-Clover Sanitary  
Finish: OD/ID Ra 0.8

Material Item No.	Material Item No.	Size DN/OD		Dimension						
		Inch	mm	A		B				
<b>304</b>	<b>316L</b>								<b>14MPHR - #7</b>	
211469	213384	1 x 1	25.4 x 25.4	1.69	42.9					
211393	213382	1½ x 1½	38.1 x 38.1	1.69	42.9					
211387	213383	2 x 2	50.8 x 50.8	2.31	58.7					
211480	210722	2½ x 2½	63.5 x 63.5	2.00	50.8					
211481	211534	3 x 3	76.2 x 76.2	3.11	79.0					
211482	211535	4 x 4	101.6 x 101.6	3.41	86.5					
Material Item No.	Material Item No.	Size DN/OD		Dimension						
		Inch	mm	A		B		C		
<b>304</b>	<b>316L</b>									<b>14MPHT - #7</b>
211399	211526	1	25.4	4.50	114.3	0.88	22.2	1.00	25.4	
211396	211527	1½	38.1	4.50	114.3	1.38	34.9	1.50	38.1	
211398	211793	2	50.8	4.50	114.3	1.88	47.6	2.00	50.8	
211394	212039	2½	63.5	4.50	114.3	2.38	60.3	2.50	63.5	
211392	213468	3	76.2	4.50	114.3	2.88	73.0	3.00	76.2	
211402	213493	4	101.6	4.63	117.5	3.83	97.2	4.00	101.6	
<b>A14MHC Sanitary Hose Clamp for Tygon Hose Adapter</b>										
210218		1.125	28.6							
210219		1.250	31.8							
210220		1.375	34.9							
210221		1.500	38.1							
210223		1.750	44.5							
210224		1.875	47.6							
210225		2.000	50.8							
210226		2.125	54.0							
210227		2.250	57.2							
210228		2.375	60.3							
210229		2.500	63.5							
210230		2.625	66.7							
210231		2.750	69.9							
210232		3.000	76.2							
210233		3.250	82.6							
210234		3.500	88.9							
210235		3.750	95.3							
210236		4.000	101.6							
210237		4.250	108.0							
210240		4.500	114.3							
210238		5.000	127.0							
<b>17MP-14 - #7 (3A)</b>										
211942		1	25.4	3.00	76.2					
210571		1½	38.1	3.00	76.2					
211250		2	50.8	3.00	76.2					
210825		2½	63.5	3.50	88.9					
210729		3	76.2	3.75	95.3					
211252		4	101.6	4.00	101.6					

Note: 3A approved for finish #7

Tri-Clover Sanitary  
Finish: OD/ID Ra 0.8

Material Item No.	Material Item No.	Size		Dimension						17MP-15 Threaded Bevel Seat Adapter - #7 (3A)
		DN/OD		A		B		C		
		Inch	mm	Inch	mm	Inch	mm	Inch	mm	
211288	316L	1	25.4	1.69	42.9					
211230		1½	38.1	1.72	43.7					
211231		2	50.8	1.72	43.7					
211232		2½	63.5	1.84	46.8					
211233		3	76.2	1.91	48.4					
211234		4	101.6	2.34	59.5					

Note: 3A approved for finish #7

Tri-Clover Sanitary  
Finish: OD/ID Ra 0.8

Material Item No.	Material Item No.	Size		Dimension					
		DN/OD		A		B			
304	316L	Inch	mm	Inch	mm	Inch	mm	22MP - #7	
211378	210984	1 x ¾	25.4 x 19.0	1.63	41.3				
211331	213625	1 x 1	25.4 x 25.4	1.63	41.3				
211334	213913	1½ x 1¼	38.1 x 31.8	2.25	57.2				
211335	213733	1½ x 1½	38.1 x 38.1	2.25	57.2				
211434	213821	1½ x ¾	38.1 x 19.0	1.63	41.3				
211336	211736	1½ x 1	38.1 x 25.4	1.63	41.3				
211362	213914	2 x 1½	50.8 x 38.1	2.34	59.5				
211337	213623	2 x 2	50.8 x 50.8	1.69	42.9				
211539	210249	2½ x 2	63.5 x 50.8	1.41	35.7				
211332	210318	2½ x 2½	63.5 x 63.5	2.09	53.2				
211340	213649	3 x 3	76.2 x 76.2	2.19	55.6				
211339	210737	4 x 4	101.6 x 101.6	2.66	67.5				
21MP (N.P.T. Pipe Thread - Non 3A) - #7									
211371	213650	1 x ¾	25.4 x 19.0	2.19	55.6	0.98	25.0		
211299	213598	1 x 1	25.4 x 25.4	2.25	57.2	0.69	17.5		
211363	213741	1½ x 1¼	38.1 x 31.8	2.44	61.9	0.70	17.9		
211300	213626	1½ x 1½	38.1 x 38.1	2.44	61.9	0.72	18.3		
211421	212034	1½ x ¾	38.1 x 19.0	2.19	55.6	0.55	13.9		
211306	213740	1½ x 1	38.1 x 25.4	2.31	58.7	0.72	18.3		
211305	210821	1½ x 2	38.1 x 50.8	2.63	66.7	0.72	18.3		
211354	214198	2 x 1½	50.8 x 38.1	2.47	62.7	0.75	19.1		
211301	213624	2 x 2	50.8 x 50.8	2.66	67.5	0.75	19.1		
211369	214009	2½ x 2	63.5 x 50.8	3.13	79.4	1.14	29.0		
211302	213918	2½ x 2½	63.5 x 63.5	3.28	83.3	1.38	34.9		
211303	213597	3 x 3	76.2 x 76.2	3.50	88.9	1.20	30.6		
211304	213596	4 x 4	101.6 x 101.6	3.81	96.8	1.30	32.9		

Tri-Clover Sanitary  
Finish: OD/ID Ra 0.8

Material Item No.	Material Item No.	Size		Dimension				
		DN/OD		A		B		
		Inch	mm	Inch	mm	Inch	mm	
<b>23BMP - No tapped hole - #7</b>								
615959	615966	1 & 1/2	38.1	1.98	50.4	0.63	15.9	
615958	615967	2	50.8	2.52	63.9	0.63	15.9	
615960	Contact AL	2 1/2	63.5	3.05	77.4	0.63	15.9	
615961	615969	3	76.2	3.58	90.9	0.63	15.9	
Contact AL	615971	4	101.6	4.69	119.1	0.63	15.9	
<b>23BMP - Tapped with NPT threads- #7</b>								
210623	214206	1 1/2 x 1/2	25.4 x 12.7	1.98	50.3	0.63	15.9	
210596	211677	1 1/2 x 3/4	38.1 x 19.0	1.98	50.3	0.63	15.9	
210626	213599	2 x 3/4	50.8 x 19.0	2.52	64.0	0.63	15.9	
211448	610723	2 1/2 x 3/4	63.5 x 19.0	3.05	77.5	0.63	15.9	
211555	610724	3 x 3/4	76.2 x 19.0	3.58	90.9	0.63	15.9	
211439	610726	4 x 3/4	101.6 x 19.0	4.69	119.1	0.63	15.9	
<b>16AMP - #7 (3A)</b>								
Not available	210518	3/4	19.0	0.19	4.80	0.98	24.9	
210501	210854	1 1/2	38.1	0.25	6.40	1.98	50.4	
210502	210855	2	50.8	0.25	6.40	2.52	63.9	
210503	210856	2 1/2	63.5	0.25	6.40	3.05	77.4	
210504	210857	3	76.2	0.25	6.40	3.58	90.0	
210506	210858	4	101.6	0.25	6.40	4.69	119.1	
261220	260237	6	152.4	0.44	6.58	6.58	167.1	
<b>16AMO - #1</b>								
260509	263509	8	217.9	0.44	11.1	8.58	162.4	
260510	260297	10	268.5	0.44	11.1	10.57	217.9	
260511	263511	12	304.8	0.56	14.3	12.58	319.5	

Note: 16AMP is 3A approved

Tri-Clover Sanitary  
Finish: OD/ID Ra 0.8

Material Item No.	Material Item No.	Size DN/OD		Dimension A			
		Inch	mm	Inch	mm		
						<b>B31 - 14MP - #7 (3A)</b>	
Contact AL	9634-039716	1½ x 1	38.1 x 25.4	3.00	76.2		
Contact AL	9634-039717	2 x 1	50.8 x 25.4	5.00	127.0		
Contact AL	9634-039718	2 x 1½	50.8 x 38.1	3.00	76.2		
Contact AL	9634-039720	2½ x 1½	63.5 x 38.1	5.00	127.0		
Contact AL	9634-039721	2½ x 2	63.5 x 50.8	3.00	76.2		
Contact AL	9634-039724	3 x 2	76.2 x 50.8	5.00	127.0		
Contact AL	9634-039725	3 x 2½	76.2 x 63.5	3.00	76.2		
Contact AL	9634-039730	4 x 3	101.6 x 76.2	5.13	130.2		
Not available	9634-050022	6 x 3	152.4 x 76.2	7.63	193.7		
Not available	9634-050025	6 x 4	152.4 x 101.6	7.63	193.7		
							<b>B32 - 14MP - #7 (3A)</b>
Contact AL	9634-039816	1½ x 1	38.1 x 25.4	3.00	76.2		
Not available	9634-039817	2 x 1	50.8 x 25.4	5.00	127.0		
Contact AL	9634-039818	2 x 1½	50.8 x 38.1	3.00	76.2		
Contact AL	9634-039820	2½ x 1½	63.5 x 38.1	5.00	127.0		
Contact AL	9634-039821	2½ x 2	63.5 x 50.8	3.00	76.2		
Contact AL	9634-039824	3 x 2	76.2 x 50.8	5.00	127.0		
Contact AL	9634-039825	3 x 2½	76.2 x 63.5	3.00	76.2		
Contact AL	9634-039830	4 x 3	101.6 x 76.2	5.13	130.2		
Not available	Contact AL	6 x 3	152.4 x 76.2	7.63	193.7		
Not available	9634-050021	6 x 4	152.4 x 101.6	7.63	193.7		

Note: 3A approved for finish #7