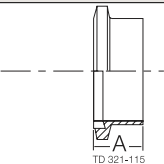
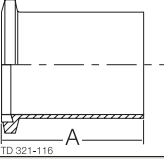



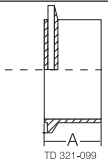
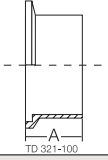
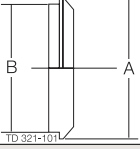

1.4 Other Fittings

Price Sheets	
DC Fittings	1.4.78
H-Line Fittings	1.4.79
HDI Fittings	1.4.80
John Perry Fittings	1.4.82
IPS Schedule 5 Fittings	1.4.84
ISO-DIN Union Parts	1.4.87

1.4

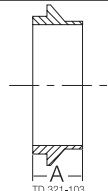
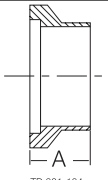
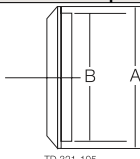
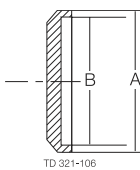
Item No.	Item No.	Size		Dimension A		15TRFDC Threaded Short Weld Ferrule #7 (3A)
		inch	mm	inch	mm	
9611344622	9611344623	1½	38.1	0.72	18.3	 <p>TD 321-115</p>
9611344602	9611344603	2	50.8	0.75	19.1	
9611344632	9611344633	2½	63.5	0.88	22.2	
9611344642	9611344643	3	76.2	0.91	23.0	
9611344652	9611344653	4	101.6	1.03	26.2	
L15ADC Threaded Long Weld Ferrule #7 (3A)						
9611344982	9611344992	1½	38.1	1.50	38.1	 <p>TD 321-116</p>
9611344983	9611344993	2	50.8	1.50	38.1	
9611344984	9611344994	2½	63.5	1.75	44.5	
9611344985	9611344995	3	76.2	1.75	44.5	
9611344986	Not available	4	101.6	1.75	44.5	
U - Buna N						
		inch	mm			DC40 Gasket
8811045		1½	38.1			 <p>TD 321-117</p>
8811046		2	50.8			
8811047		2½	63.5			
8811048		3	76.2			
88121294		4	101.6			

Note: 3A approved for finish #7

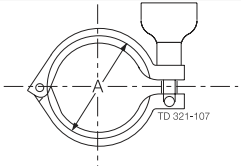


Item No.	Item No.	Size		Dimension				
				A		B		
304	316L	inch	mm	inch	mm	inch	mm	H-14W Male Short Weld Ferrule - #7 (3A)
Not available	88243040	1	25.4	1.00	25.4			 <p>TD 321-099</p>
9611342140	9611342150	1½	38.1	1.00	25.4			
9611342141	9611342151	2	50.8	1.00	25.4			
9611342142	9611342152	2½	63.5	1.00	25.4			
9611342143	9611342153	3	76.2	1.00	25.4			
9611342144	9611342154	4	101.6	1.00	25.4			
H-15W Female Short Weld Ferrule - #7 (3A)								
Not available	88243031	1	25.4	1.00	25.4			 <p>TD 321-100</p>
9611342040	9611342050	1½	38.1	1.00	25.4			
9611342041	9611342051	2	50.8	1.00	25.4			
9611342042	9611342052	2½	63.5	1.00	25.4			
9611342043	9611342053	3	76.2	1.00	25.4			
9611342044	9611342054	4	101.6	1.00	25.4			
H-16A-14 Male Solid End Cap - #7 (3A)								
9611341980	9611341990	1½	38.1	2.00	50.8	1.63	41.3	 <p>TD 321-101</p>
9611341981	9611341991	2	50.8	2.50	63.5	2.13	54.0	
Contact AL	9611341992	2½	63.5	3.03	77.0	2.63	66.7	
9611341983	9611341993	3	76.2	3.56	90.5	3.13	79.4	
9611341984	9611341994	4	101.6	4.69	119.1	4.09	104.0	
X - Silicone	U - Buna N							H40 Gasket
88143092	Not available	1	25.4					 <p>TD 321-102</p>
88117112	Not available	1½	38.1					
88117113	88133583	2	50.8					
88117114	88143695	2½	63.5					
88117115	88138865	3	76.2					
88117116	88136333	4	101.6					

Note: 3A approved for finish #7



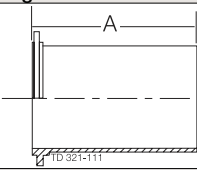
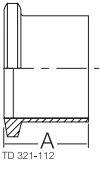
1.4

Item No.	Item No.	Size		Dimension				
				A		B		
304	316L	inch	mm	inch	mm	inch	mm	HDI-14W Male Short Ferrule - #7 (3A)
9612016601	9612016701	1	25.4	0.78	19.8			 TD 321-103
9612016602	9612016702	1½	38.1	0.94	23.8			
9612016603	9612016703	2	50.8	1.03	26.2			
9612016604	9612016704	2½	63.5	1.16	29.4			
9612016605	9612016705	3	76.2	1.22	31.0			
9612016606	9612016706	4	101.6	1.34	34.1			
HDI-15W Female Short Ferrule - #7 (3A)								
9612017401	9612017501	1	25.4	0.78	19.8			 TD 321-104
9612017402	9612017502	1½	38.1	0.94	23.8			
9612017403	9612017503	2	50.8	1.03	26.2			
9612017404	9612017504	2½	63.5	1.16	29.4			
9612017405	9612017505	3	76.2	1.22	31.0			
9612017406	9612017506	4	101.6	1.34	34.1			
HDI-16A-14 Male Solid End Cap - #7 (3A)								
9612021602	9612021702	1½	38.1	2.00	50.8	1.75	44.5	 TD 321-105
9612021603	9612021703	2	50.8	2.66	67.5	2.25	57.2	
9612021604	9612021704	2½	63.5	3.31	84.1	2.75	69.9	
9612021605	9612021705	3	76.2	3.88	98.4	3.31	84.1	
9612021606	9612021706	4	101.6	4.88	123.8	4.31	109.5	
HDI-16A-15 Female Solid End Cap - #7 (3A)								
9612021802	9612021902	1½	38.1	2.00	50.8	1.75	44.5	 TD 321-106
9612021803	9612021903	2	50.8	2.66	67.5	2.25	57.2	
9612021804	9612021904	2½	63.5	3.31	84.1	2.75	69.9	
9612021805	9612021905	3	76.2	3.88	98.4	3.31	84.1	
9612021806	9612021906	4	101.6	4.88	123.8	4.31	109.5	

Note: 3A approved for finish #7

Item No.	Item No.	Size		Dimension		
		inch	mm	A		
304		inch	mm	inch	mm	HDI-13-UD Clamp - #7
9612022102		1½	38.1	2.22	56.4	
9612022103		2	50.8	2.97	75.4	
9612022104		2½	63.5	3.59	91.3	
9612022105		3	76.2	4.16	105.6	
9612022106		4	101.6	5.13	130.2	
E - EPDM		U - Buna N				HDI-40 Gasket
88139829	9612022301	1	25.4			
88139762	9612022302	1½	38.1			
88139763	9612022303	2	50.8			
88143538	9612022304	2½	63.5			
88139851	9612022305	3	76.2			
88139764	9612022306	4	101.6			
G - PTFE (Solid)		SFY - Fluoroelastomer				HDI-40 Gasket
9612022201	9612022401	1	25.4			
9612022202	9612022402	1½	38.1			
9612022203	9612022403	2	50.8			
9612022204	9612022404	2½	63.5			
9612022205	9612022405	3	76.2			
9612022206	9612022406	4	101.6			

1.4

Item No.	Item No.	Size		Dimension A		
		inch	mm	inch	mm	
14PRFJP Plain Short Weld Ferrule - #7 (3A)						
304	316L					
610229	Not available	1	25.4	0.63	15.9	 TD 321-109
618214	610454	1½	38.1	0.66	16.6	
617919	610226	2	50.8	0.66	16.6	
618210	610227	2½	63.5	0.78	19.8	
617918	610414	3	76.2	0.81	20.6	
617914	Contact AL	4	101.6	0.91	23.0	
15TRFJP Threaded Short Weld Ferrule - #7 (3A)						
618220	Not available	1	25.4	0.69	17.5	 TD 321-110
610190	618221	1½	38.1	0.69	17.5	
610216	618228	2	50.8	0.75	19.1	
618229	610228	2½	63.5	0.84	21.4	
610399	618230	3	76.2	0.88	22.2	
618232	610222	4	101.6	1.03	26.2	
L14AJP Plain Long Weld Ferrule - #7 (3A)						
241609		1½	38.1	1.50	38.1	 TD 321-111
242593		2	50.8	1.50	38.1	
243569		2½	63.5	1.75	44.5	
244584		3	76.2	1.75	44.5	
240040		4	101.6	1.75	44.5	
L15AJP Threaded Long Weld Ferrule - #7 (3A)						
241632		1½	38.1	1.38	34.9	 TD 321-112
242621		2	50.8	1.50	38.1	
243626		2½	63.5	1.50	38.1	
240629		3	76.2	1.75	44.5	
245625		4	101.6	1.75	44.5	

Note: 3A approved for finish #7

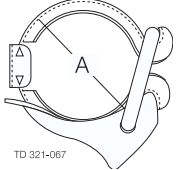
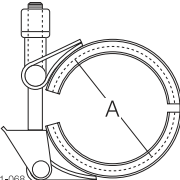
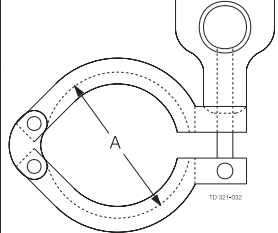
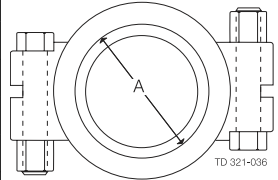
Item No.	Item No.	Size		Dimension				
				A		B		
304	316L	inch	mm	inch	mm	inch	mm	16AJP Plain Solid End Cap - #7 (3A)
010302		1	25.4	0.44	11.1	1.31	33.3	
011372		1½	38.1	0.50	12.7	2.84	72.2	
012454		2	50.8	0.53	13.5	2.38	60.3	
013346		2½	63.5	0.56	14.3	2.91	73.8	
014391		3	76.2	0.63	15.9	3.44	87.3	
015473		4	101.6	0.69	17.5	4.50	114.3	
E - EPDM	U - Buna N							40JP Gasket
290227	298188	1	25.4					
290212	298190	1½	38.1					
290211	298192	2	50.8					
Not available	298194	2½	63.5					
Not available	298196	3	76.2					
Not available	298198	4	101.6					
G - PTFE	SFY - Steam Resistant Fluoroelastomer							40JP Gasket
290245	290193	1	25.4					
290215	290194	1½	38.1					
290123	290092	2	50.8					
290249	290208	2½	63.5					
290244	290209	3	76.2					
290246	290210	4	101.6					

Note: 3A approved for finish #7

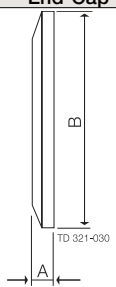

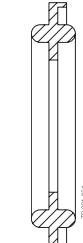
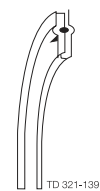
1.4

Item No.	Item No.	IPS Nominal Size in inches	Dimension						
			A		B		C		
304	316L		inch	mm	inch	mm	inch	mm	
14WMV** Tri-Clamp Short Weld Ferrule - #7 (3A)									
654019	654041	1	0.50	12.7					
654020	654042	1½	0.50	12.7					
654021	654043	2	0.50	12.7					
654022	654044	2½	0.50	12.7					
654023	654045	3	0.50	12.7					
650032	654047	4	0.63	15.9					
654029	650002	6	1.50	38.1					
654031	650024	8	1.50	38.1					
14WLMV** Tri-Clamp Light Tank Weld Ferrule - #1									
270526	273526	1	3.00	76.2					
270528	273528	1½	3.00	76.2					
270529	273529	2	3.00	76.2					
270530	273530	2½	3.00	76.2					
270531	273531	3	4.00	101.6					
270533	273533	4	4.00	101.6					
270535	273535	6	6.00	152.4					
270536	270067	8	6.00	152.4					
14MVW** Tri-Clamp Tank Weld Ferrule - #7 (3A)									
273443	270033	1	1.63	41.3	1.19	30.1	1.53	38.9	
270465	273439	1½	1.63	41.3	1.77	45.0	2.11	53.6	
270378	273440	2	1.75	44.5	2.25	57.0	2.59	65.9	
273442	270002	2½	1.75	44.5	2.71	68.7	3.11	79.0	
270382	273441	3	1.81	46.0	3.33	84.7	3.56	90.5	
270276	273445	4	2.13	54.0	4.33	110.1	4.56	115.9	

Note: 3A approved for finish #7

Item No.	IPS Nominal Size in inches	Dimension A		
		inch	mm	
304				
271913	3	4.25	108.0	 <p>TD 321-067</p>
271891	4	5.25	133.4	
A13MV** Light Duty Tri-Clamp with T-Bolt				
270414	3	4.22	107.2	 <p>TD 321-068</p>
270416	4	5.22	132.6	
271914	6	7.32	185.9	
271917	8	9.32	236.7	
271939	10	11.44	290.6	
271941	12	13.44	341.4	
13MHVM** Heavy Duty Tri-Clamp with Wing Nut				
270266	3	4.26	108.2	 <p>TD 321-032</p>
270267	4	5.26	133.6	
270060	6	7.32	185.9	
13MHPV** High Pressure Tri-Clamp				
270100	3	4.18	106.2	 <p>TD 321-036</p>
270001	4	5.18	131.6	

1.4

Item No.	Item No.	IPS Nominal Size in inches		Dimension				
				A		B		
304	316L	inch	mm	inch	mm	inch	mm	16AMV** Tri-Clamp Solid End Cap - #7 (3A)
270504	273504	3		0.31	7.9	4.13	104.9	
270506	273506	4		0.38	9.7	5.13	130.3	
270508	Contact AL	6		0.44	11.2	7.20	182.9	
270509	270084	8		0.44	11.2	9.20	233.7	
U - Buna N	G - PTFE (Solid)							40MV Tri-Clamp Gasket
298570	298528	1	25.4					
298572	298530	1½	38.1					
298573	298531	2	50.8					
298574	298532	2½	63.5					
298575	298533	3	76.2					
298577	298535	4	101.6					
Not available	298537	6	152.4					
Not available	298538	8	203.2					
Not available	298539	10	254.0					
Not available	290104	12	304.8					
U - Buna N	X - Silicone							40MV Tri-Clamp Flanged Gasket
298519	Not available	2	50.8					
298503	Not available	3	76.2					
298504	290164	4	101.6					
298558	298600	6	152.4					
298559	298601	8	203.2					
298687	298602	10	254.0					
298688	298603	12	304.8					
GR - PTFE with Fluoroelastomer Insert								A40MV-GR Tri-Clamp Teflon Envelope Gasket
290078		1	25.4					
290079		1½	38.1					
290080		2	50.8					
290081		2½	63.5					
290082		3	76.2					
290083		4	101.6					
290084		6	152.4					

Note: 3A approved for finish #7

Finish: Semi bright
Thread: Round type

Material Item No.	Size	Dimension (mm)				Male part
		A	B	C	D	
1.4301 (304)	Inch					
9611-30-0977	25		29.0	52 x 1/6	25.2	
9611-30-632-0	32		32.0	58 x 1/6	32.2	
9611-30-0978	40		33.0	65 x 1/6	38.2	
9611-30-0979	50		35.0	78 x 1/6	51.2	
9611-30-0980	65		40.0	95 x 1/6	63.8	
9611-30-633-0	75		40.0	104 x 1/6	76.3	
9611-30-0981	80		45.0	110 x 1/4	76.3	
9611-30-0983	100		54.0	130 x 1/4	101.9	
						Liner
9611-30-0984	25	44.0	22.0		25.2	
9611-30-638-0	32	50.0	25.0		32.2	
9611-30-0985	40	56.0	26.0		38.2	
9611-30-0986	50	68.0	28.0		51.2	
9611-30-0987	65	86.0	32.0		63.8	
9611-30-639-0	75	95.0	32.0		76.3	
9611-30-0988	80	100.0	37.0		76.3	
9611-30-0990	100	121.0	44.0		101.9	
31318-0014-1	25	63.0	21.0	52 x 1/6	36.0	
31318-0014-2	32	70.0	21.0	58 x 1/6	42.0	
31318-0014-3	40	78.0	21.0	65 x 1/6	49.0	
31318-0014-4	50	92.0	22.0	78 x 1/6	62.0	
31318-0014-5	65	112.0	25.0	95 x 1/6	80.0	
9611-30-644-0	75	120.0	26.0	104 x 1/6	87.0	
31318-0014-6	80	127.0	30.0	110 x 1/4	94.0	
31318-0014-8	100	148.0	31.0	130 x 1/4	115.0	

Finish: Semi bright
Thread: Round type

1.4

Material Item No.	Material Item No.	Size	Dimension (mm)			Male part	
			OD/ID x t	B	C		
1.4307 (304L)	1.4404 (316L)	Inch					
9612-1579-01	9612-1579-17	25	25.4/22.9 x 1.25	29.0	52 x 1/6		
9612-1579-02	9612-1579-18	32	31.8/29.3 x 1.25	32.0	58 x 1/6		
9612-1579-03	9612-1579-19	40	38.1/35.1 x 1.5	33.0	65 x 1/6		
9612-1579-04	9612-1579-20	50	50.8/47.8 x 1.5	35.0	78 x 1/6		
9612-1579-05	9612-1579-21	65	63.5/60.5 x 1.5	40.0	95 x 1/6		
9612-1579-06	9612-1579-22	75	76.1/73.1 x 1.5	40.0	104 x 1/6		
9612-1579-07	9612-1579-23	80	76.1/72.1 x 2.0	45.0	110 x 1/4		
9612-1579-08	9612-1579-24	100	101.6/97.6 x 2.0	54.0	130 x 1/4		
1.4307 (304L)	1.4404 (316L)	Inch	OD/ID x t	A	B	Liner	
9612-1580-01	9612-1580-17	25	25.4/22.9 x 1.25	44.0	22.0		
9612-1580-02	9612-1580-18	32	31.8/29.3 x 1.25	50.0	25.0		
9612-1580-03	9612-1580-19	40	38.1/35.1 x 1.5	56.0	26.0		
9612-1580-04	9612-1580-20	50	50.8/47.8 x 1.5	68.5	28.0		
9612-1580-05	9612-1580-21	65	63.5/60.5 x 1.5	86.0	32.0		
9612-1580-06	9612-1580-22	75	76.1/73.1 x 1.5	93.7	32.0		
9612-1580-07	9612-1580-23	80	76.1/72.1 x 2.0	100.0	37.0		
9612-1580-08	9612-1580-24	100	101.6/97.6 x 2.0	121.0	44.0		
1.4307 (304L)		Inch	OD/ID x t	A	B		C
31318-0014-1		25	52 x 1/6	63.0	21.0	36.0	
31318-0014-2		32	58 x 1/6	70.0	21.0	42.0	
31318-0014-3		40	65 x 1/6	78.0	21.0	49.0	
31318-0014-4		50	78 x 1/6	92.0	22.0	62.0	
31318-0014-5		65	95 x 1/6	112.0	25.0	80.0	
9611-30-644-0		75	104 x 1/6	120.0	26.0	87.0	
31318-0014-6		80	110 x 1/4	127.0	30.0	94.0	
31318-0014-8		100	130 x 1/4	148.0	31.0	115.0	

Finish: Semi bright
Thread: Round type

1.4

Material Item No.	Material Item No.	Size	Dimension (mm)			Male part	
			OD/ID x t	B	C		
1.4307 (304L)	1.4404 (316L)	Inch	OD/ID x t	B	C		
31318-0007-2	31318-0007-1	25	25.0/22.6 x 1.25	22.0	52 x 1/6		
31318-0008-2	31318-0008-1	32	31.8/29.3 x 1.25	22.0	58 x 1/6		
31318-0009-2	31318-0009-1	40	38.1/35.1 x 1.5	22.0	65 x 1/6		
31318-0010-2	31318-0010-1	50	50.8/47.8 x 1.5	22.0	78 x 1/6		
31318-0011-2	31318-0011-1	65	63.5/60.3 x 1.5	25.0	95 x 1/6		
9611-30-602-0	9611-30-602-1	75	76.1/73.1 x 1.5	30.0	104 x 1/6		
31318-0012-2	31318-0012-1	80	76.1/72.1 x 2.0	30.0	110 x 1/4		
31318-0034-2	31318-0034-1	100	101.6/97.6 x 2.0	30.0	130 x 1/4		
1.4307 (304L)	1.4404 (316L)	Inch	OD/ID x t	A	B		
31318-0018-2	31318-0018-1	25	25.0/22.6 x 1.25	44.0	18.0		
9611-30-0721	9611-33-0721	32	31.8/29.3 x 1.25	50.0	15.0		
31318-0019-2	31318-0019-1	40	38.1/35.1 x 1.5	56.0	18.0		
31318-0020-2	31318-0020-1	50	50.8/47.8 x 1.5	68.0	20.0		
31318-0021-2	31318-0021-1	65	63.5/60.3 x 1.5	86.0	20.0		
9611-30-607-0	9611-30-607-1	75	76.1/73.1 x 1.5	95.0	20.0		
31318-0022-2	31318-0022-1	80	76.1/72.1 x 2.0	100.0	20.0		
31318-0023-2	31318-0023-1	100	101.6/97.6 x 2.0	121.0	23.0		
1.4307 (304L)		Inch	A	B	C	D	
31318-0014-1		25	63.0	21.0	52 x 1/6	36.0	
31318-0014-2		32	70.0	21.0	58 x 1/6	42.0	
31318-0014-3		40	78.0	21.0	65 x 1/6	49.0	
31318-0014-4		50	92.0	22.0	78 x 1/6	62.0	
31318-0014-5		65	112.0	25.0	95 x 1/6	80.0	
9611-30-644-0		75	120.0	26.0	104 x 1/6	87.0	
31318-0014-6		80	127.0	30.0	110 x 1/4	94.0	
31318-0014-8		100	148.0	31.0	130 x 1/4	115.0	

Finish: See below
Thread: Round type

1.4

Material Item No.	Size	Dimension (mm)				Reducing liner, semi bright
		OD ₁ /ID ₁ x t ₁	A	B	ID ₂	
9611-30-735-0	32/25	25.0/22.6 x 1.2	50.0	18.0	32.0	
9611-30-735-1	40/25	25.0/22.6 x 1.2	56.0	18.0	38.0	
9611-30-735-2	40/32	33.7/31.3 x 1.2	56.0	18.0	38.0	
9611-30-735-3	50/38	38.0/35.6 x 1.2	68.0	20.0	50.0	
9611-30-735-4	65/51	51.0/48.6 x 1.2	86.0	20.0	66.0	
9611-30-735-5	80/51	51.0/48.6 x 1.2	100.0	20.0	81.0	
9611-30-735-6	80/63.5	63.5/60.3 x 1.6	100.0	20.0	81.0	
9611-30-735-7	100/76.1	76.1/72.9 x 1.6	121.0	23.0	100.0	
1.4404 (316L)	Inch	OD ₁ /ID ₁ x t ₁	B	C	ID ₂	Reducing male part, Semi bright
9611-30-734-0	32/25	25.0/22.6 x 1.2	22.0	58 x 1/6	32.0	
9611-30-734-1	40/25	25.0/22.6 x 1.2	22.0	65 x 1/6	38.0	
9611-30-734-2	40/32	33.7/31.3 x 1.2	22.0	65 x 1/6	38.0	
9611-30-734-3	50/38	38.0/35.6 x 1.2	22.0	78 x 1/6	50.0	
9611-30-734-4	65/51	51.0/48.6 x 1.2	27.0	95 x 1/6	66.0	
9611-30-734-5	80/51	51.0/48.6 x 1.2	32.0	110 x 1/4	81.0	
9611-30-734-6	80/63.5	63.5/60.3 x 1.6	32.0	110 x 1/4	81.0	
9611-30-734-7	100/76.1	76.1/72.9 x 1.6	33.0	130 x 1/4	100.0	

Item No.	Item No.	Item No.	Size	Dimension (mm)			Seal ring
				A	B	D	
NBR	EPDM	FPM	Inch				
527346-04	9611-99-1269	9611-99-1864	25	40.0	5.0	30.0	
527346-05	9611-99-1270	9611-99-1865	32	46.0	5.0	36.0	
527346-06	9611-99-1271	9611-99-1866	40	52.0	5.0	42.0	
527346-07	9611-99-1272	9611-99-1867	50	64.0	5.0	54.0	
527346-08	9611-99-1273	9611-99-1868	65	81.0	5.0	71.0	
9611-99-1264	9611-99-1274	9611-99-1869	75	88.0	5.0	78.0	
527346-09	9611-99-1275	9611-99-1128	80	95.0	5.0	85.0	
527346-11	9611-99-1276	9611-99-1870	100	114.0	6.0	104.0	
Silicone (Q)	PTFE						
9611-99-1920	9611-99-1876		25	40.0	5.0	30.0	
9611-99-1921	9611-99-1877		32	46.0	5.0	36.0	
9611-99-1922	9611-99-1878		40	52.0	5.0	42.0	
9611-99-1923	9611-99-1879		50	64.0	5.0	54.0	
9611-99-1924	9611-99-1880		65	81.0	5.0	71.0	
9611-99-1925	9611-99-1881		75	88.0	5.0	78.0	
9611-99-1926	9611-99-1882		80	95.0	5.0	85.0	
9611-99-1927	9611-99-1883		100	114.0	6.0	104.0	

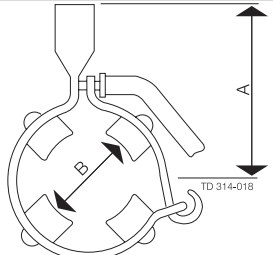
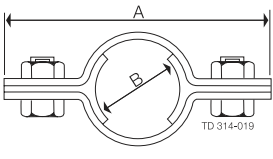
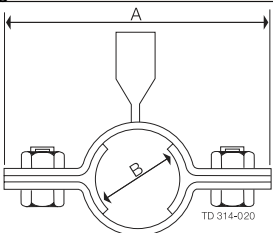
1.5 Accessories

Price Sheets

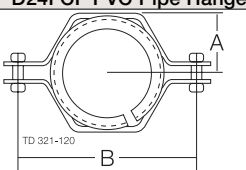
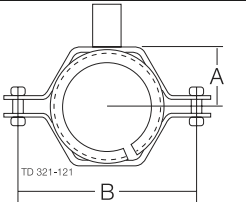
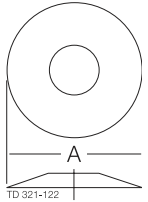
Flared Nipples, Lap Joints and Flanges	1.5.94
Pipe Hangers and Wall Plates	1.5.95
Wrenches	1.5.97
Tube OD Sanitary and Industrial	1.5.98

1.5

Item No.	Item No.	Size		Dimension				
				A		B		
304	316L	inch	mm	inch	mm	inch	mm	14VA Flared Nipple - #1
060342	060343	1	25.4	1.63	41.3	1.75	44.5	
060344	060345	1½	38.1	1.75	44.5	2.50	63.5	
060346	060347	2	50.8	1.50	38.1	3.25	82.6	
060348	060349	2½	63.5	2.00	50.8	3.75	95.3	
060350	060351	3	76.2	2.25	57.2	4.38	111.1	
060352	060001	4	101.6	2.63	66.7	5.63	142.9	
060354	060355	6	152.4	3.00	76.2	7.75	196.9	
14VB-A Lap Joint Stub End - #1								
Not available	9634052714	½	12.7	2.00	50.8	1.69	42.9	
Not available	9634052717	¾	19.0	2.00	50.8	1.69	42.9	
9634052720	9634052721	1	25.4	2.00	50.8	2.00	50.8	
9634052724	9634052725	1½	38.1	2.00	50.8	2.88	73.2	
9634052728	9634052729	2	50.8	2.50	63.5	3.63	92.2	
9634052732	9634052733	2½	63.5	2.50	63.5	4.13	104.9	
9634052736	9634052737	3	76.2	2.50	63.5	5.00	127.0	
9634052740	9634052741	4	101.6	2.50	63.5	6.19	157.2	
Contact AL	Contact AL	6	152.4	3.50	88.9	8.63	219.2	
14VB-A Lap Joint Stub End - #7								
Not available	Contact AL	½	12.7	2.00	50.8	1.69	42.9	
Not available	Contact AL	¾	19.0	2.00	50.8	1.69	42.9	
Contact AL	Contact AL	1	25.4	2.00	50.8	2.00	50.8	
Contact AL	Contact AL	1½	38.1	2.00	50.8	2.88	73.2	
Contact AL	Contact AL	2	50.8	2.50	63.5	3.63	92.2	
Contact AL	Contact AL	2½	63.5	2.50	63.5	4.13	104.9	
Contact AL	Contact AL	3	76.2	2.50	63.5	5.00	127.0	
Contact AL	Contact AL	4	101.6	2.50	63.5	6.19	157.2	
Contact AL	Contact AL	6	152.4	3.50	88.9	8.63	219.2	
304 Carbon Steel 38SL Slip-on Flange - #1								
9634048220	Not available	½	12.7	3.50	88.9	0.38	9.7	
060398	Not available	¾	19.0	3.87	98.3	0.38	9.7	
060400	060401	1	25.4	4.25	108.0	0.38	9.5	
060402	060403	1½	38.1	5.00	127.0	0.38	9.5	
060404	060405	2	50.8	6.00	152.4	0.44	11.1	
060406	060407	2½	63.5	7.00	177.8	0.44	11.1	
060408	060409	3	76.2	7.50	190.5	0.50	12.7	
060410	060411	4	101.6	9.00	228.6	0.50	12.7	
060413	Not available	6	152.4	11.00	279.4	0.56	14.3	

Item No.	Item No.	Size		Dimension				
				A		B		
SFY - Fluoroelastomer	U - Buna N	inch	mm	inch	mm	inch	mm	A24FCF Hinged Pipe Hanger
010379	010148	1	25.4	4.00	101.6	1.00	25.4	
010380	011539	1½	38.1	4.00	101.6	1.50	38.1	
010381	013195	2	50.8	4.00	101.6	2.00	50.8	
010403	013502	2½	63.5	4.56	115.9	2.50	63.5	
010383	014559	3	76.2	4.56	115.9	3.00	76.2	
010384	015612	4	101.6	5.69	144.5	4.00	101.6	
Not available	010168	6	152.4	7.59	192.8	6.00	152.4	
A24FCF-08 Hinged Pipe Hangers Inserts								
Contact AL	Contact AL							
Contact AL	Contact AL							
B24FCF Two Piece Pipe Hanger								
010376	010370	½	12.7	2.69	68.3	0.50	12.7	
010378	010375	¾	19.0	2.69	68.3	0.75	19.1	
010385	010248	1	25.4	3.25	82.6	1.00	25.4	
010390	010252	1½	38.1	3.75	95.3	1.50	38.1	
010393	010256	2	50.8	4.25	108.0	2.00	50.8	
010396	010260	2½	63.5	4.75	120.7	2.50	63.5	
010398	010264	3	76.2	5.25	133.4	3.00	76.2	
010401	010266	4	101.6	6.25	158.8	4.00	101.6	
C24FCF Two-Piece Pipe Hanger with Threaded Connector								
010004	010002	½	12.7	2.69	68.3	0.50	12.7	
010008	010025	¾	19.0	2.69	68.3	0.75	19.1	
010005	010249	1	25.4	3.25	82.6	1.00	25.4	
010006	010253	1½	38.1	3.75	95.3	1.50	38.1	
010015	010259	2	50.8	4.25	108.0	2.00	50.8	
010010	010262	2½	63.5	4.75	120.7	2.50	63.5	
010040	010265	3	76.2	5.25	133.4	3.00	76.2	
010044	010269	4	101.6	6.25	158.8	4.00	101.6	

1.5

Item No.	Size		Dimension				
			A		B		
304							
	inch	mm	inch	mm	inch	mm	
88123701	1	25.4	1.06	27.0	2.81	71.4	
88122672	1½	38.1	1.06	27.0	2.81	71.4	
88122673	2	50.8	1.31	33.3	3.56	90.5	
88122674	2½	63.5	1.56	39.7	3.94	100.0	
88122675	3	76.2	1.81	46.0	4.56	115.9	
88122676	4	101.6	2.31	58.7	5.56	141.3	
E24FCF PVC Pipe Hanger with Threaded Connection							
	inch	mm	inch	mm	inch	mm	
88123676	1	25.4	1.06	27.0	2.81	71.4	
88123929	1½	38.1	1.06	27.0	2.81	71.4	
88122541	2	50.8	1.31	33.3	3.56	90.5	
88122542	2½	63.5	1.56	39.7	3.94	100.0	
88122543	3	76.2	1.81	46.0	4.56	115.9	
88122544	4	101.6	2.31	58.7	5.56	141.3	
29 Wall Plate							
881514	1	25.4	5.00	127.0			
881515	1½	38.1	5.00	127.0			
881516	2	50.8	5.00	127.0			
8815170	2½	63.5	5.00	127.0			
8815180	3	76.2	6.00	152.4			
8815190	4	101.6	7.00	177.8			

Item No.	Size		Dimension						
			A		B		C		
Al (Aluminum)	inch	mm	inch	mm	inch	mm	inch	mm	
25H Wrench for Bevel Seat Nut, Single End									
285025	1	25.4	1.86	47.2	11.00	279.4			
285026	1½	38.1	2.47	62.7	12.75	323.9			
285027	2	50.8	3.06	77.8	15.00	381.0			
285028	2½	63.5	3.66	92.9	17.50	444.5			
285029	3	76.2	4.25	108.0	21.00	533.4			
285031	4	101.6	5.48	139.3	23.25	590.6			
H25H Wrench for Bevel Seat Nut, Single End Short Handle									
285090	1	25.4	1.86	47.2	6.88	174.8			
285091	1½	38.1	2.47	62.7	8.5	215.9			
285093	2	50.8	3.06	77.7	9.00	228.6			
285094	2½	63.5	4.25	108.0	9.94	252.5			
285096	3	76.2	-	-	11.12	282.4			
25HA Wrench for Bevel Seat Nut, Double End									
285036	1½ x 1	38.1 x 25.4	1.86	47.2	2.47	62.7	12.38	315.5	
285038	2 x 1½	50.8 x 38.1	2.47	62.7	3.06	77.8	14.00	355.6	
285039	2½ x 2	63.5 x 50.8	3.06	77.8	3.66	92.9	18.00	457.2	
H25HA Wrench for Bevel Seat Nut, Double End Short Handle									
285097	2 x 1½	50.8 x 38.1	2.47	60.5	3.06	77.7	11.81	300.0	

1.5

Saw Vice*	Expanding Block	Expanders*	Size		
			in	mm	
Part no.	Part no.	Part no.	Tube OD Sanitary and Industrial (Individual Tool Price)		
07-1014-1A	07-1085-1	07-1016-1A	1	25.4	
07-1014-1½A	07-1085-1½	07-1016-1½A	1½	38.1	
07-1014-2A	07-1085-2	07-1016-2A	2	50.8	
07-1014-2½A	07-1085-2½	07-1016-2½A	2½	63.5	
07-1014-3A	07-1085-3	07-1016-3A	3	76.2	
07-1014-4A	07-1085-4	07-1016-4A	4	101.6	

* = Tools also used for bevel seat.

Part no.	Size		
	in	mm	
			Additional Tools for Bevel Seat
07-1069-1½	1 & 1½	25.4 & 38.1	
07-1069-2	1½ & 2	38.1 & 50.8	
07-1069-3	1½ - 3	38.1 - 76.2	
07-1069-4	4	101.6	