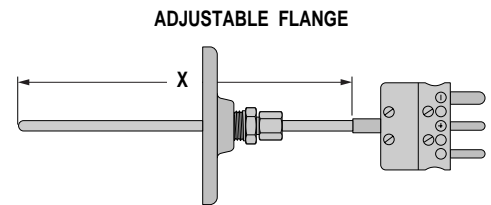
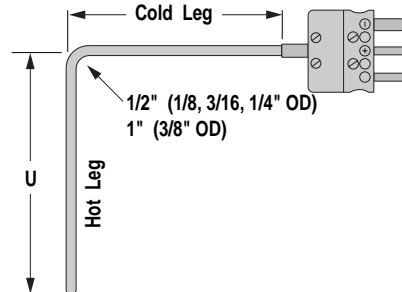
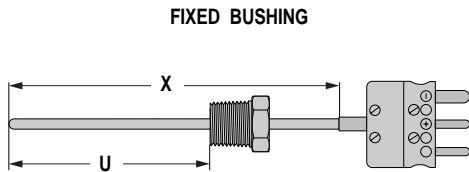
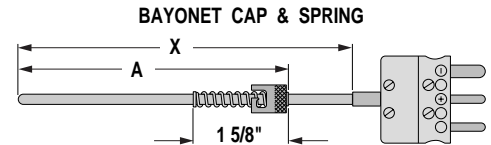
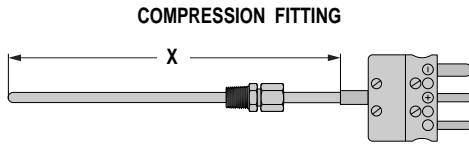


Select Sheath Mounting or Bend Options as desired from tables below.



EXAMPLE ORDER NUMBER: R1T185L48063T - **01A, 306** - **PAGE RTD 4** - **PAGE RTD 5** - **PAGE RTD 6**

2-1

| NO FITTING or BEND OPTIONS | |
|----------------------------|----|
| ORDER CODE | 00 |

2-2

| RE-ADJUSTABLE COMPRESSION FITTINGS | | | |
|------------------------------------|-------------------------------|----------|--------------------------------------|
| ORDER CODE | TYPE | NPT SIZE | AVAILABLE SHEATH DIAMETERS IN INCHES |
| 10A | Stainless Steel | 1/8" | 1/8, 3/16 |
| 10B | Stainless Steel | 1/4" | 1/4, 3/8 |
| 11A | Brass | 1/8" | 1/8, 3/16, 1/4 |
| 11B | Brass | 1/4" | 1/8, 3/16, 1/4, 3/8 |
| 11C | Brass | 1/2" | 1/4, 3/8 |
| 19C | Spring Loaded SS Well Fitting | 1/2" | 3/16, 1/4 |

NOTE: Teflon Gland Standard. (400° Max.) For Lava Gland (1200° Max) opt. 10A and 10B only use letter suffix "L" after compression fitting order code. EXAMPLE: 10AL for Lava Gland

2-5

| SHEATH BENDS | |
|--------------|------------------------|
| ORDER CODE | DESCRIPTION |
| 2 _ _ | Sheath Bent 45 Degrees |
| 3 _ _ | Sheath Bent 90 Degrees |

NOTE: 1 1/2" Minimum Hot Leg Length

When ordering bend options, specify Hot Leg Dim. "U". EXAMPLE: Order Code 206 is a 45 Deg. bend with 6" Hot Leg. Total sheath length is Table 1 "X" length - Hot Leg plus Cold Leg

2-3

| ONE-TIME ADJUSTABLE COMPRESSION FITTINGS | | | |
|--|-----------------|----------|--------------------------------------|
| ORDER CODE | TYPE | NPT SIZE | AVAILABLE SHEATH DIAMETERS IN INCHES |
| 01A | Stainless Steel | 1/8" | 1/8, 3/16, 1/4 |
| 01B | Stainless Steel | 1/4" | 1/8, 3/16, 1/4, 3/8 |
| 01C | Stainless Steel | 1/2" | 1/8, 1/4, 3/8 |
| 15A | Brass | 1/8" | 1/8, 3/16, 1/4 |
| 15B | Brass | 1/4" | 3/16, 1/4, 3/8 |
| 15C | Brass | 1/2" | 1/4, 3/8 |

2-6

| FIXED WELDED or BRAZED BUSHINGS | | | | |
|---------------------------------|----------|----------|-----------------|--------------------------------------|
| ORDER CODE | | | MOUNTING THREAD | AVAILABLE SHEATH DIAMETERS IN INCHES |
| BRASS | 304 SS | 316 SS | | |
| 22A _ _ * | 9A _ _ * | 8A _ _ * | 1/8" NPT | 1/8, 3/16, 1/4 |
| 22B _ _ | 9B _ _ | 8B _ _ | 1/4" NPT | 1/8, 3/16, 1/4, 3/8 |
| 22C _ _ | 9C _ _ | 8C _ _ | 1/2" NPT | 1/8, 3/16, 1/4, 3/8 |
| 22D _ _ | 9D _ _ | 8D _ _ | 3/4" NPT | 1/8, 3/16, 1/4, 3/8 |

** NOTE: When ordering fixed bushings, specify order code above plus insertion length "U", as measured from hot tip to bottom of threaded bushing. EXAMPLE: Order Code 9A06 is 1/8" NPT, 304 SS bushing located 6" from hot tip.*

2-4

| REDUCER BUSHINGS FOR COMPRESSION FTGS. | | | | |
|--|--------|--------|-----------------|--------------------------|
| ORDER CODE | | | INTERNAL THREAD | EXTERNAL MOUNTING THREAD |
| BRASS | 304 SS | 316 SS | | |
| 22AB | 9AB | 8AB | 1/8" NPT | 1/4" NPT |
| 22AC | 9AC | 8AC | 1/8" NPT | 1/2" NPT |
| 22BC | 9BC | 8BC | 1/4" NPT | 1/2" NPT |
| 22CD | 9CD | 8CD | 1/2" NPT | 3/4" NPT |
| 22CE | 9CE | 8CE | 1/2" NPT | 1" NPT |

Note: Reducer bushings will be supplied screwed onto compression fitting specified in tables above.

2-7

| MISCELLANEOUS OPTIONS | | |
|-----------------------|----------------------------------|--------------------------------------|
| ORDER CODE | DESCRIPTION | AVAILABLE SHEATH DIAMETERS IN INCHES |
| 13 _ _ * | Fixed Bayonet Fitting | 1/8, 3/16 |
| 14 | Adjustable Flange | 1/8, 3/16, 1/4, 3/8 |
| 16 | Adj. Bayonet Compression Fitting | 1/8 |

** When ordering Fixed Bayonet Fitting specify Hot Leg Dimension "A". EXAMPLE: Order Code 1306 is for a Fixed Bayonet Adapter with 6" Hot Leg. Total sheath length is Table 1 "X" length - Hot Leg plus Cold Leg.*