

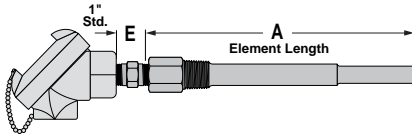
SPECIAL PURPOSE

FREQUENTLY SPECIFIED RTD and THERMOCOUPLE ASSEMBLIES in DRILLED THERMOWELLS

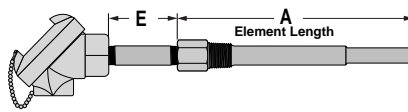
Copyright © 1993, Pyromation, Inc.

The RTD and thermocouple assemblies shown below are those assemblies that are most commonly ordered. Pyromation maintains stock materials to manufacture and process your orders for these assemblies on a timely basis. In addition to this condensed listing, assemblies with other types of sensing elements and well configurations are also available as standard. Refer to the additional sensor and well assembly pages found in this catalog section for other standard assemblies, or contact our sales department for special requests.

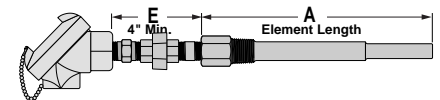
HEX FITTING



NIPPLE EXTENSION



NIPPLE UNION



ASSEMBLY SPECIFICATIONS

| | | | |
|-------------------------------|-------------------------------|-------------------------------|--------------------------|
| RTD Temperature Range: | -328 to 400°F (-200 to 204°C) | Thermocouple Elements: | Standard Limits of Error |
| RTD Sheath: | 1/4" (.250") OD - 316 SS | Well Materials: | 304 or 316 SS |
| RTD Lead: | 3 Wires per Element | Well Cap and Chain: | Not Included |
| Thermocouple Sheath: | 1/4" (.250") OD - 304 SS | | |

EXAMPLE ORDER NUMBER:

1 R1T185L3 - **2** S4C0408 - **3** 801 - **4** 63 - **5** R

100 OHM PLATINUM RTD ASSEMBLIES

| ORDER CODE | | TEMP. COEF. | ACCURACY @ 0°C |
|------------|----------|-------------|----------------|
| SINGLE | DUPLEX | | |
| R1T185L3 | R1T285L3 | .00385 | ± .1% |
| R3T185L3 | R3T285L3 | .00385 | ± .03% |
| R5T185L3 | R5T285L3 | .00385 | ± .01% |
| R1T191L3 | R1T291L3 | .00391 | ± .1% |
| R3T191L3 | R3T291L3 | .00391 | ± .03% |

THERMOCOUPLE ASSEMBLIES MGO INSULATED w/GROUNDED JUNCTIONS*

| ORDER CODE | | ELEMENT TYPE |
|------------|--------|--------------------|
| SINGLE | DUPLEX | |
| E49G | EE49G | Chromel-Constantan |
| J49G | JJ49G | Iron-Constantan |
| K49G | KK49G | Chromel-Alumel |
| T49G | TT49G | Copper-Constantan |

* For ungrounded hot junctions, change order code digit "G" to "U". Example: J49U

2 STANDARD DUTY WELLS .260" BORE WITHOUT LAG

| 304 SS ORDER CODE | 316 SS ORDER CODE | WELL DIMENSION | | EXTERNAL MOUNTING THREAD |
|-------------------|-------------------|----------------|---------------|--------------------------|
| | | LGTH. "A" | INSERTION "U" | |
| S4C0409 | S4C0408 | 4" | 2(1/2)" | 1/2" NPT |
| S4C0609 | S4C0608 | 6" | 4(1/2)" | 1/2" NPT |
| S4C0909 | S4C0908 | 9" | 7(1/2)" | 1/2" NPT |
| S4C1209 | S4C1208 | 12" | 10(1/2)" | 1/2" NPT |
| S4D0409 | S4D0408 | 4" | 2(1/2)" | 3/4" NPT |
| S4D0609 | S4D0608 | 6" | 4(1/2)" | 3/4" NPT |
| S4D0909 | S4D0908 | 9" | 7(1/2)" | 3/4" NPT |
| S4D1209 | S4D1208 | 12" | 10(1/2)" | 3/4" NPT |

5 ASSEMBLY OPTIONS

| ORDER CODE | DESCRIPTION |
|------------|---|
| I | Stainless steel identification tags (1" x 2" x .040" - specify tag ID) |
| R | Spring loaded element |
| T | Head mounted temp.transmitter (See ordering information on page RTD-11) |

4 HEAD TERMINATIONS

| ORDER CODE | DESCRIPTION |
|------------|--|
| 19 | Explosion proof screw cover |
| 31 | Aluminum screw cover |
| 34 | Cast iron screw cover |
| 53 | Delrin screw cover (T/C standard) |
| 63 | Polypropylene screw cover (RTD standard) |

HEAD OPTIONS

| | |
|----|---|
| B | Head with internal ground screw |
| W | White epoxy coating (head codes 19, 31, 34) |
| HS | Head w/wire seal security screws |

3 WELL EXTENSIONS "E"

| ORDER CODE | ORDER CODE | ORDER CODE | EXTENSION "E" LENGTH |
|------------|------------|------------|---|
| STEEL | 304 SS | 316 SS | |
| 601 | | 801 | 1" hex fitting |
| 604 | 904 | 804 | 4" with nipple Specify 'E' lgth. in inches |
| 6 -- | 9 -- | 8 -- | |
| 604P | 904P | 804P | 4" with nipple/union Specify 'E' lgth. in inches |
| 6 --P | 9 --P | 8 --P | |